



Group Report

Oct 25, 2017 - Nov 08, 2017

Understand growth and health of your social profiles

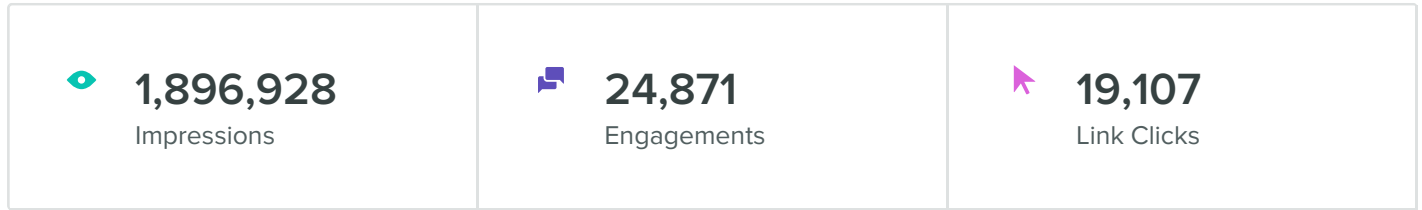


Included in this Report

 [Aigang](#)

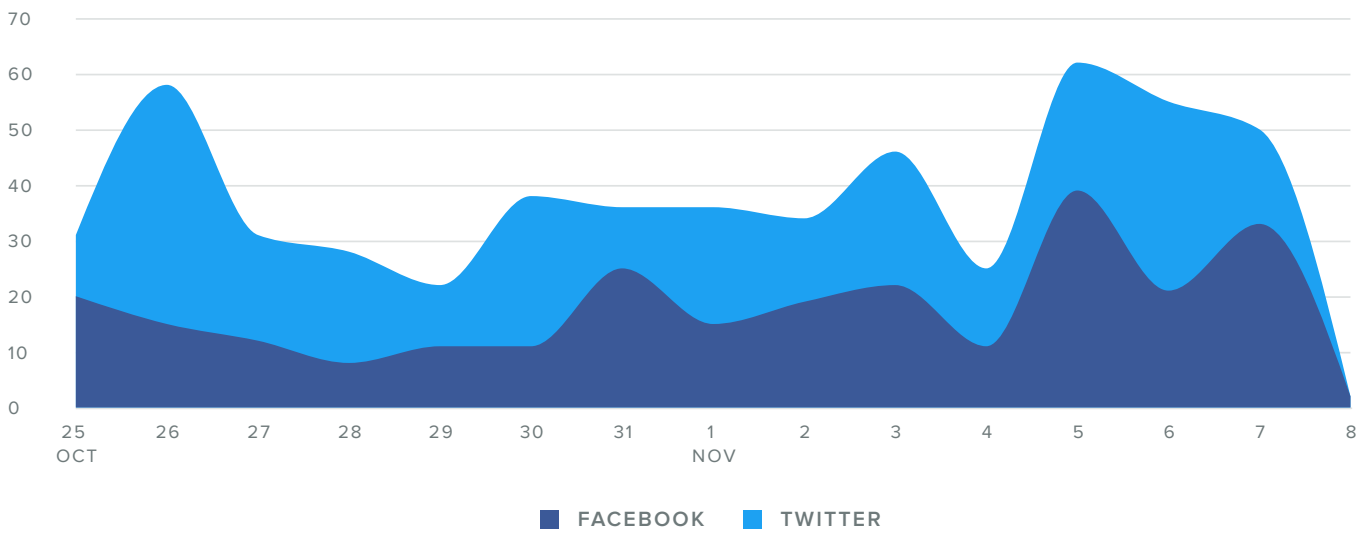
 [Aigang](#)

Group Activity Overview



Group Audience Growth

AUDIENCE GROWTH, BY DAY



Audience Growth Metrics

	Totals	Change
Total Fans	4,659	▲ 13.5%
New Facebook Fans	264	▲ 37.4%
New Twitter Followers	290	▲ 8.5%
Total Fans Gained	554	▲ 13.5%

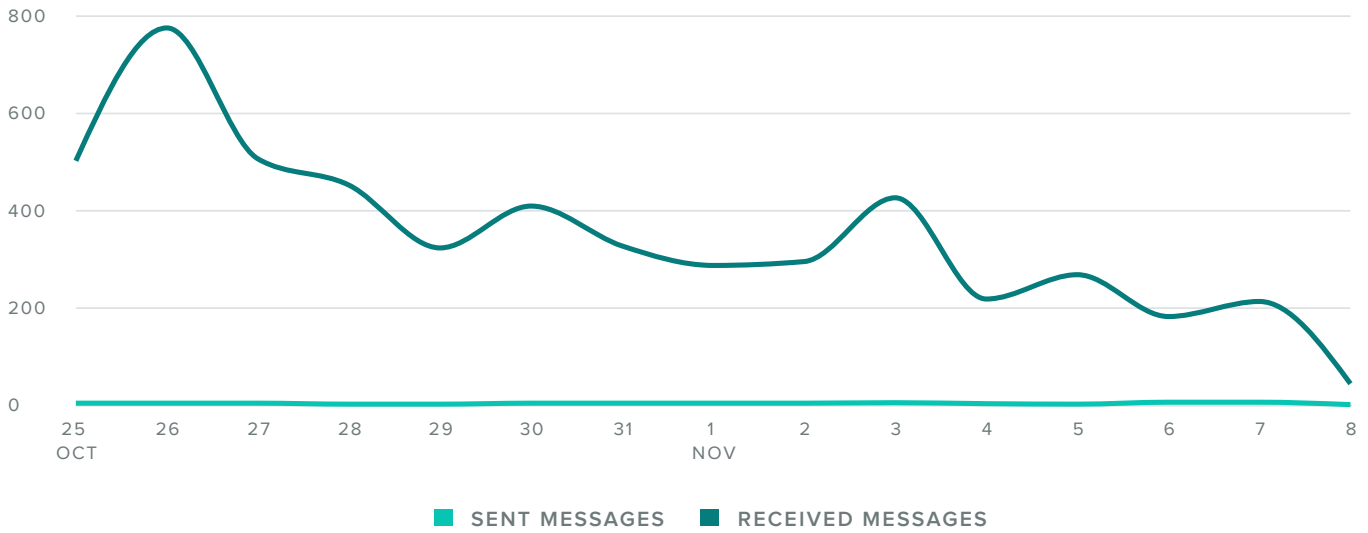
Total followers increased by

▲ 13.5%

since previous date range

Group Message Volumes

MESSAGES PER DAY



Sent Messages Metrics	Totals	Change
Facebook Posts Sent	10	▲ 233.3%
Twitter Messages Sent	30	▲ 7.1%
Total Messages Sent	40	▲ 29.0%

Message volume increased by

▲ **29.0%**

since previous date range

Received Messages Metrics	Totals	Change
Facebook Messages Received	1,596	▲ 389.6%
Twitter Messages Received	3,616	▲ 139.3%
Total Messages Received	5,212	▲ 183.7%

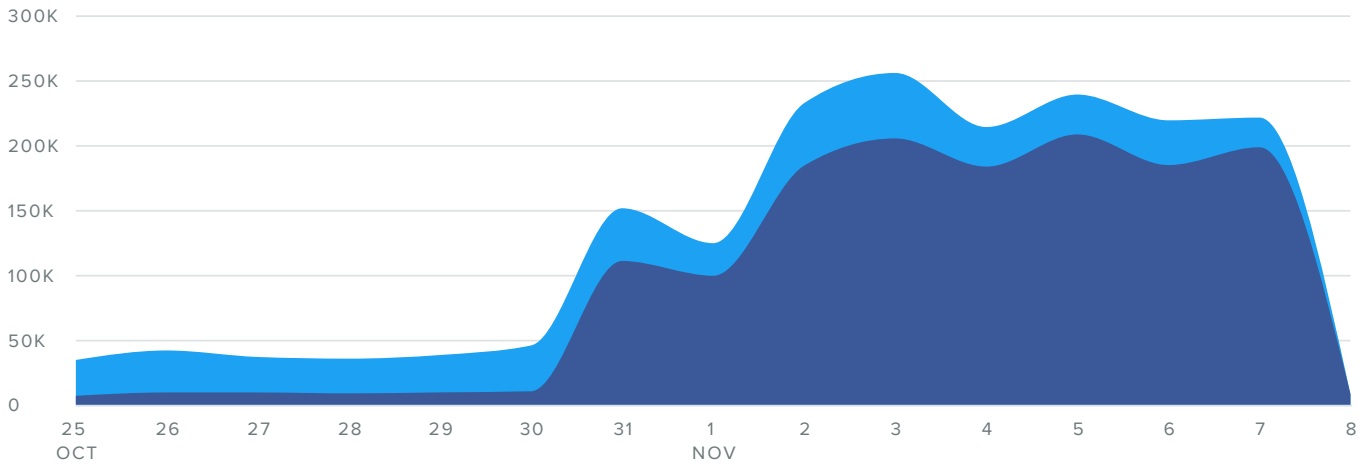
Message volume increased by

▲ **183.7%**

since previous date range

Group Impressions

IMPRESSIONS PER DAY



■ FACEBOOK ■ TWITTER

Impressions Metrics	Totals	Change
Facebook Impressions	1,435,931	▲ 6,396.0%
Twitter Impressions	460,997	▲ 87.9%
Total Impressions	1,896,928	▲ 609.4%

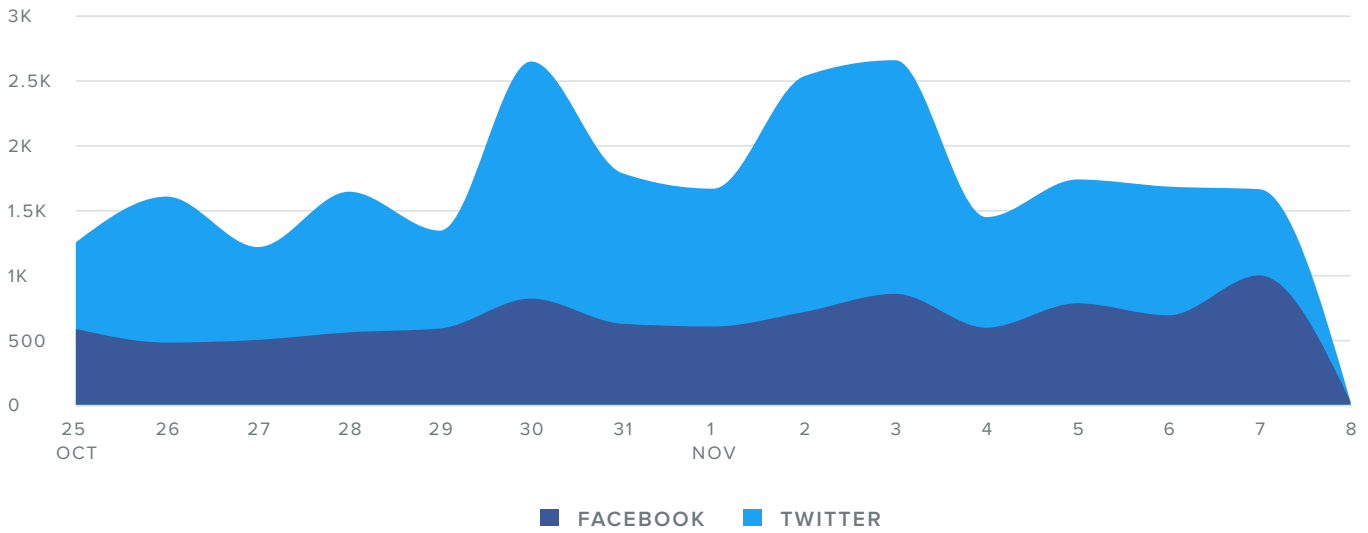
Total Impressions increased by

▲ **609.4%**

since previous date range

Group Engagement

ENGAGEMENTS PER DAY



Engagement Metrics	Totals	Change
Facebook Engagements	9,397	▲ 441.9%
Twitter Engagements	15,474	▲ 80.6%
Total Engagements	24,871	▲ 141.4%

The number of engagements increased by

▲ 141.4%

since previous date range

Group Stats by Profile/Page

Profile/Page	Total Fans / Followers	Fan / Follower Increase	Messages Sent	Impressions	Impressions per Post	Engagements	Engagements per Post	Link Clicks
Aigang @AigangNet	3,690	8.53%	29	460,997	15,896	15,474	533.6	135
Aigang Business Pa	969	37.45%	10	1,435,931	143,593	9,397	939.7	18,972